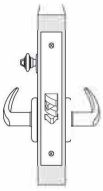
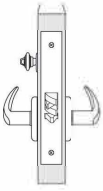
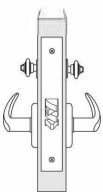

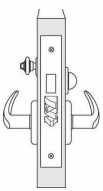
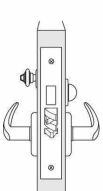
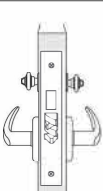


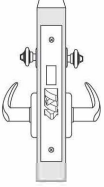
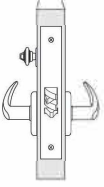


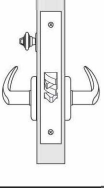
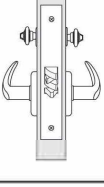
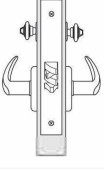
MS Series Mortise Lock with Electrified Mortise Chassis

Functions

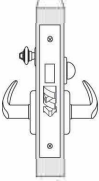
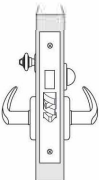
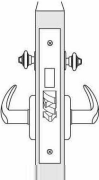
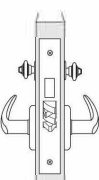
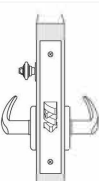

Outside	Inside	Series/ Function	Type	ANSI No.	Function Description
		MSS-121 MSE-121	12VDC Fail Safe, 3-position monitoring	N/A	12VDC voltage, fail safe, Monitors Request-to-Exit, Door Position Status and Latch Position Status. Latch bolt is operated by lever from either side when no power is supplied. Powering unit locks outside lever. When locked, latch bolt can be retracted by key or lever on inside. Auxiliary latch bolt.
		MSS-122 MSE-122	12VDC Fail Secure 3-position monitoring	N/A	12VDC voltage, fail secure, Monitors Request-to-Exit, Door Position Status and Latch Position Status. Powered unit latch bolt is operated by lever from either side. When no power is applied outside lever is locked. When locked, latch bolt can be retracted by key or lever on inside. Auxiliary latch bolt.
		MSS-121C MSE-121C	12VDC Fail Safe RQE	N/A	12VDC , fail safe. Monitors request to exit (RQE). Latch bolt is operated by lever from either side when no power is applied. When power is applied levers are inoperative (locked) on both sides. When locked the latch bolt can be retracted by key on either side. Auxiliary latch bolt.
		MSS-122C MSE-122C	12VDC Fail Secure RQE	N/A	12VDC , fail secure. Monitors request to exit (RQE). Powered unit is unlocked and latch bolt is operated by lever on either side. When no power is applied levers are inoperative (locked) on both sides. When locked, the latch bolt can be retracted by key on either side. Auxiliary latch bolt.
		MSS-121DB MSE-121DB	12VDC Fail Safe Dead Bolt RQE	N/A	12VDC voltage, fail safe, with Dead Bolt, Monitors Request-to-Exit. Latch bolt is operated by lever from either side when no power is supplied. Powering unit locks outside lever. Dead bolt can be operated from outside with key and inside by thumb turn. When locked, latch bolt can be retracted by key or lever on inside. Rotating inside lever retracts both bolts. Auxiliary latch bolt.
		MSS-122DB MSE-122DB	12VDC Fail Secure Dead Bolt RQE	N/A	12VDC voltage, fail secure, with Dead Bolt, Monitors Request-to-Exit. Powered unit latch bolt is operated by lever from either side. When no power is applied outside lever is locked. Dead bolt can be operated from outside with key and inside by thumb turn. When locked, latch bolt can be retracted by key or lever on inside. Rotating inside lever retracts both bolts. Auxiliary latch bolt.
		MSS-121DC MSE-121DC	12VDC Fail Safe Dead Bolt RQE	N/A	12VDC , fail safe with dead bolt. Monitors request to exit (RQE). Latch bolt is operated by lever from either side when no power is applied. When power is applied levers are inoperative (locked) on both sides. When locked, the latch bolt can be retracted by key on either side. Dead bolt can be operated on both sides by key. When unlocked, operating inside or outside lever retracts both bolts. Auxiliary latch bolt.

MS Series Mortise Lock with Electrified Mortise Chassis

Functions

Outside	Inside	Series/ Function	Type	ANSI No.	Function Description
		MSS-122DC MSE-122DC	12VDC Fail Secure Dead Bolt RQE	N/A	12VDC , fail secure with dead bolt. Monitors request to exit (RQE). Powered unit is unlocked and latch bolt is operated by lever on either side. When no power is applied levers are inoperative (locked) on both sides. When locked, the latch bolt can be retracted by key on either side. Dead bolt can be operated on both sides by key. When unlocked, operating inside or outside lever retracts both bolts. Auxiliary latch bolt.
		MSS-121RQE MSE-121RQE	12VDC Fail Safe RQE	N/A	12VDC voltage, fail safe, Monitors Request-to-Exit. Latch bolt is operated by lever from either side when no power is supplied. Powering unit locks outside lever. When locked, latch bolt can be retracted by key from outside or lever on inside. Auxiliary latch bolt.
		MSS-122RQE MSE-122RQE	12VDC Fail Secure RQE	N/A	12VDC voltage, fail secure, Monitors Request-to-Exit. Powered unit latch bolt is operated by lever from either side. When no power is applied, outside lever is locked. When locked, latch bolt can be retracted by key from outside or lever on inside. Auxiliary latch bolt.
		MSS-241 MSE-241	24VDC Fail Safe 3-position monitoring	N/A	24VDC, fail safe, Monitors Request-to-Exit, Door Position Status and Latch Position Status. Latch bolt is operated by lever from either side when no power is supplied. Powering unit locks outside lever. When locked, the latch bolt can be retracted by key or lever on inside. Auxiliary latch bolt.
		MSS-242 MSE-242	24VDC Fail Secure 3-position monitoring	N/A	24VDC, fail secure, Monitors Request-to-Exit, Door Position Status and Latch Position Status. Powered unit latch bolt is operated by lever from either side. When no power is applied outside lever is locked. When locked, latch bolt can be retracted by key or lever on inside. Auxiliary latch bolt.
		MSS-241C MSE-241C	24VDC Fail Safe RQE	N/A	24VDC , fail safe. Monitors request to exit (RQE). Latch bolt is operated by lever from either side when no power is applied. When power is applied levers are inoperative (locked) on both sides. When locked the latch bolt can be retracted by key on either side. Auxiliary latch bolt.
		MSS-242C MSE-242C	24VDC Fail Secure RQE	N/A	24VDC , fail secure. Monitors request to exit (RQE). Powered unit is unlocked and latch bolt is operated by lever on either side. When no power is applied levers are inoperative (locked) on both sides. When locked, the latch bolt can be retracted by key on either side. Auxiliary latch bolt.

MS Series Mortise Lock with **Electrified** Mortise Chassis

Functions					
Outside	Inside	Series/ Function	Type	ANSI No.	Function Description
		MSS-241DB MSE-241DB	24VDC Fail Safe Dead Bolt RQE	N/A	24VDC voltage, fail safe, with Dead Bolt, Monitors Request-to-Exit. Latch bolt is operated by lever from either side when no power is supplied. Powering unit locks outside lever. Dead bolt can be operated from outside with key and inside by thumb turn. When locked, latch bolt can be retracted by key or lever on inside. Rotating inside lever retracts both bolts. Auxiliary latch bolt.
		MSS-242DB MSE-242DB	24VDC Fail Secure Dead Bolt RQE	N/A	24VDC voltage, fail secure, with Dead Bolt, Monitors Request-to-Exit. Powered unit latch bolt is operated by lever from either side. When no power is applied outside lever is locked. Dead bolt can be operated from outside with key and inside by thumb turn. When locked, latch bolt can be retracted by key or lever on inside. Rotating inside lever retracts both bolts. Auxiliary latch bolt.
		MSS-241DC MSE-241DC	24VDC Fail Safe Dead Bolt RQE	N/A	24VDC , fail safe with dead bolt. Monitors request to exit (RQE). Latch bolt is operated by lever from either side when no power is applied. When power is applied levers are inoperative (locked) on both sides. When locked, the latch bolt can be retracted by key on either side. Dead bolt can be operated on both sides by key. When unlocked, operating inside or outside lever retracts both bolts. Auxiliary latch bolt.
		MSS-242DC MSE-242DC	24VDC Fail Secure Dead Bolt RQE	N/A	24VDC , fail secure with dead bolt. Monitors request to exit (RQE). Powered unit is unlocked and latch bolt is operated by lever on either side. When no power is applied levers are inoperative (locked) on both sides. When locked, the latch bolt can be retracted by key on either side. Dead bolt can be operated on both sides by key. When unlocked, operating inside or outside lever retracts both bolts. Auxiliary latch bolt.
		MSS-241RQE MSE-241RQE	24VDC Fail Safe RQE	N/A	24VDC voltage, fail safe, Monitors Request-to-Exit. Latch bolt is operated by lever from either side when no power is supplied. Powering unit locks outside lever. When locked, latch bolt can be retracted by key from outside or lever on inside. Auxiliary latch bolt.
		MSS-242RQE MSE-242RQE	24VDC Fail Secure RQE	N/A	24VDC voltage, fail secure, Monitors Request-to-Exit. Powered unit latch bolt is operated by lever from either side. When no power is applied, outside lever is locked. When locked, latch bolt can be retracted by key from outside or lever on inside. Auxiliary latch bolt.