

**EF 37 27 3684 630 CD3 LBR**

### Rating

ED Panic exit hardware  
 EF Fire exit hardware

### Device model

37 3700 series Narrow stile  
 89 8900 series  
 97 9700 series

### Device type

00 Rim  
 27 Surface vertical rod  
 47 Concealed vertical rod  
 57 3 point device (For 9700 series only)  
 75 Mortise

### Device size

36 36" (914mm)  
 48 48" (1219mm)  
 consult factory for others

### Door height

blank For Rim and Mortise  
 84 84" (2134mm) (for SVR, CVR, 3PT and LBR)  
 96 96" (2438mm) (for SVR, CVR, 3PT and LBR)

### Finish

630 Satin stainless steel finish  
 consult factory for others

### Options

Blank	For regular device		
DE	Delayed egress	E	Electric mortise lock
LX	Latch bolt monitoring	CD3	3700 Series cylinder kit
LRX	Latch bolt+RQE monitoring	CD8	8900 Series cylinder kit
RX	RQE monitoring	CD9	9700 Series cylinder kit
2RX	Double RQE monitoring	AK3	3700 Series alarm kit
ELR	Electric latch retraction	AK8	8900 Series alarm kit
SS	Signal switch	AK9	9700 Series alarm kit

### Less bottom rod option

Blank For regular device  
 LBR Less bottom rod SVR device

### Strikes and Shim Kits

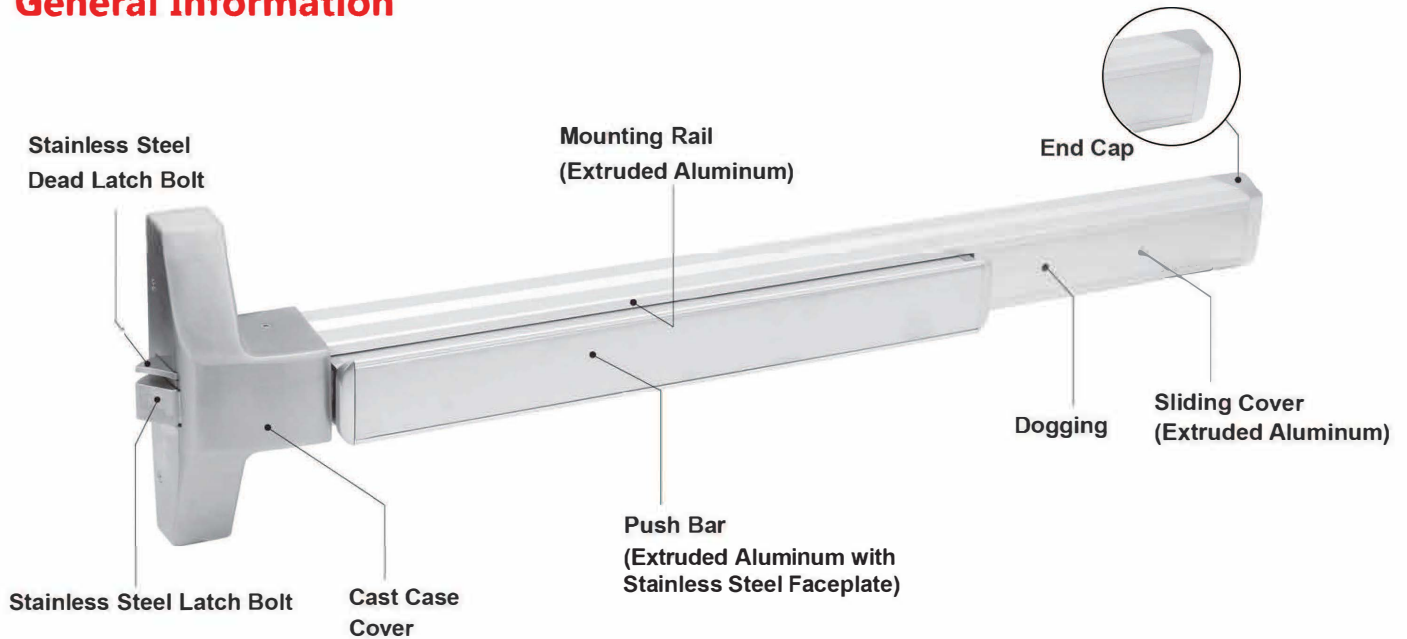
STK 600 (standard)	8900 Series Rim device
STK 900 (standard)	9700 & 3700 Series Rim/3PT device
STK 701 (optional)	8900 Series Rim device
O-STK 710 (optional)	8900, 3700, 9700 Series Rim device
T-STK 720 (standard)	SVR & 3PT
T-STK 720C (standard)	CVR
B-STK 730 (standard)	SVR & 3PT
B-STK 730C (standard)	CVR
B-STK 731 (optional)	SVR
B-STK 732 (optional)	SVR and CVR
B-STK 733 (optional)	SVR and CVR
SK-750 (standard)	Shim Kit for STK 600
SK-751 (optional)	Shim Kit for STK 701
SK-950 (standard)	Shim Kit for STK 900
SK-952 (standard)	Shim Kit for O-STK 710

### Accessories

FP-760	Filler plate
FP-761	Filler plate
ETR-1	Extension rod 1'(305 mm)
ETR-1C	Extension rod 1' ( for CVR)(305 mm)
ETR-2	Extension rod 2'(610 mm)
ETR-2C	Extension rod 2' ( for CVR)(610 mm)
SNB-1	Sex nuts & bolts 1 1/4"-2" door(32-50.8 mm)
SNB-2	Sex nuts & bolts 2"-2 1/4" door(50.8-57 mm)
GSK-6R	Glass shim kit (8900 Series Rim)
GSK-3R	Glass shim kit (9700 Series Rim)
GSK-6V	Glass shim kit (8900 Series SVR, LBR, 3PT)
GSK-3V	Glass shim kit (9700 Series SVR, LBR, 3PT)
FL01-SS	Auxiliary Fire Latch bolt (LBR)
DK	Dogging Key

# 3700 Series Exit Devices

## General Information

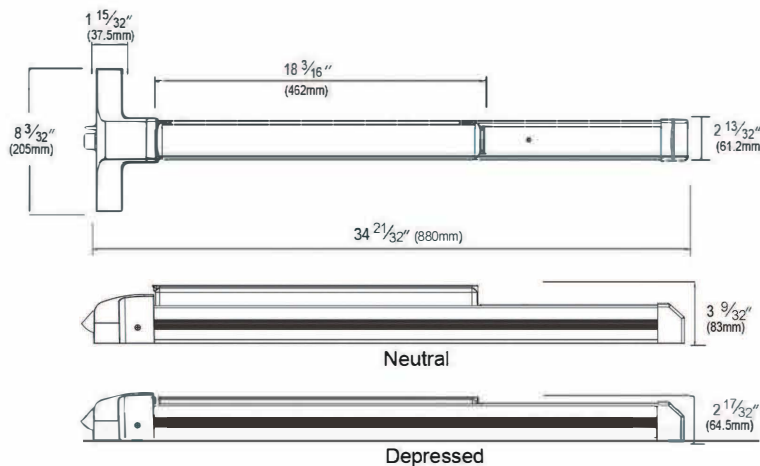


## Features

- Full line of exit devices are certified to ANSI/BHMA A156.3 Grade1.
- All devices are non-handed or reversible design.
- UL Listed for Fire Exit hardware, 3 hours.
- High shock-resistant latching mechanical design for vandalism protection.
- "A" Label (3 hr) rating on pairs of doors up to 8' x 8' for same or double egress.
- All internal components are made of electro-plated steel or corrosion-resistant alloy.

## Dimensions

### Standard for Door Width 36"



For Door Width	Device Size
28" (711 mm)	Please Consult Factory
48" (1219 mm)	48" (1219 mm) available

# ED3727 / EF3727

NSVR

## —Narrow Stile Surface Vertical Rod Exit Device

Top Strike  
720



Dogging key  
(for non-fire rated devices)



Bottom Strike  
730

### Specifications

<b>Handing</b>	Field Reversible
<b>Finishes</b>	630 standard (Consult factory for others)
<b>Strikes</b>	720 Top Strike standard 730 Bottom Strike standard
<b>Alarm</b>	Available with AK3
<b>Latch bolt</b>	Stainless Steel Top latch 3/4" (19mm) throw Bottom latch 1/2" (12.7mm) throw
<b>Dead Latch bolt</b>	None
<b>Dogging Feature</b>	1/2 turn hex key dogging standard For non-fire rated devices
<b>Cylinder Dogging</b>	Available with CD3
<b>Door Size</b>	36" (914mm) standard, 48" (1219mm) available (Consult factory for others)
<b>Minimum Stile Width</b>	1 3/4" (45mm)
<b>Door Thickness</b>	1 3/4" - 2" (45-50.8mm) standard (Consult factory for others)
<b>Projection</b>	Push bar Neutral 3 9/32" (83mm) Push bar Depressed 2 17/32" (64.5mm)
<b>Mounting Height</b>	41" (104.1cm) from CL to finished floor
<b>ANSI</b>	Certified ANSI/BHMA A156.3 Grade 1 standard
<b>UL</b>	Certified UL 305 & 10C fire rated, 3 hours
<b>Shim Kit</b>	None

# ED3727LBR / EF3727LBR

NLBR

## —Narrow Stile Less Bottom Rod Exit Device

Top Strike  
720

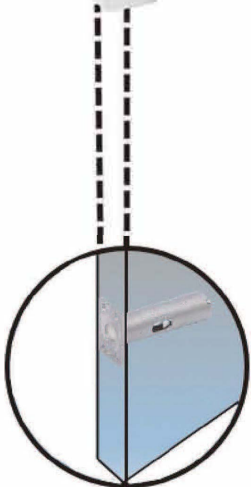


<b>Handing</b>	Field Reversible
<b>Finishes</b>	630 standard (Consult factory for others)
<b>Strikes</b>	720 Top Strike standard No Bottom Strike
<b>Alarm</b>	Available with AK3
<b>Latch bolt</b>	Stainless Steel Top latch 3/4" (19mm) throw
<b>Dead Latch bolt</b>	None



Dogging key  
(for non-fire rated devices)

<b>Dogging Feature</b>	1/2 turn hex key dogging standard For non-fire rated devices
<b>Cylinder Dogging</b>	Available with CD3
<b>Door Size</b>	36" (914mm) standard, 48" (1219 mm) available (Consult factory for others)
<b>Minimum Stile Width</b>	1 3/4" (45mm)
<b>Door Thickness</b>	1 3/4" - 2" (45-50.8mm) standard (Consult factory for others)
<b>Projection</b>	Push bar Neutral 3 9/32" (83mm) Push bar Depressed 2 17/32" (64.5mm)
<b>Mounting Height</b>	41" (104.1cm) from CL to finished floor
<b>ANSI</b>	Certified ANSI/BHMA A156.3 Grade 1 standard
<b>UL</b>	Certified UL 305 & 10C fire rated, 3 hours Fire latch only for fire-rated device
<b>Shim Kit</b>	None



Auxiliary Fire  
Latch Assembly